

greenly

2025-09-16

Lyreco LCA

Life Cycle Assessment

The methodology in this report is based on ISO 14040

3.922.506 (sold in SE)

Summary



01 | Methodology



02 | Results

01

Methodology

Environmental Impact Assessment

Functional unit	<p>The functional unit is a quantified performance of a product system for use as a reference unit. One of the primary purposes of a functional unit is to provide a reference to which the input and output data are normalized (in a mathematical sense).</p> <p>The functional unit of this analysis is "1 set(s) of adhesive notes for the purpose of writing".</p>
Impact Indicator	<p>The impact is measured through the "IPCC 2013 GWP 100a" method.</p>
Electricity impact calculation method	<p>Following guidelines from the GHG Protocol, the impact of electricity is calculated using the location-based approach. This means that the emission factors used represent the average annual carbon intensity of the power grid in the country the processes take place in.</p>
Hypothesis	<p>The Product's material composition is supplemented by secondary information, if necessary, as shown in the list below.</p> <ul style="list-style-type: none"> - paper: paper 99% - binding: adhesive 1% <p>Manufacturing Processes and associated loss percentages are assumed based on materials in the product.</p> <p>The electricity is based on the average in the country of manufacturing.</p> <p>Transportation is based on the common routes between the country of manufacturing and the country of sale.</p> <p>No replacements during the lifetime, therefore there are no emissions corresponding to the usage phase.</p> <p>The End of Life is based on the average waste management process of the materials in the product.</p>

Environmental Impact Assessment

System Boundaries

The scope of this research includes the complete lifecycle of a stack of sticky notes from raw material extraction to disposal options for each material, which is the cradle-to-grave perspective.

Exclusions

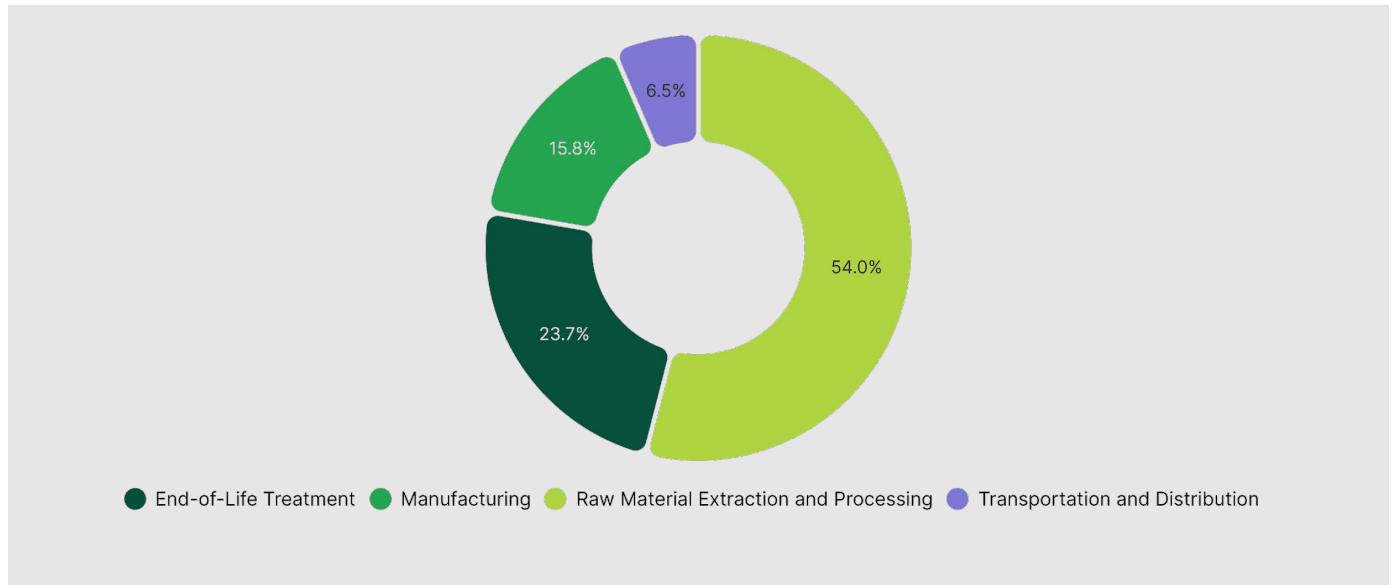
The impact of secondary packaging and writing utensils are excluded from this assessment.

02

Results

3.922.506 (sold in SE)

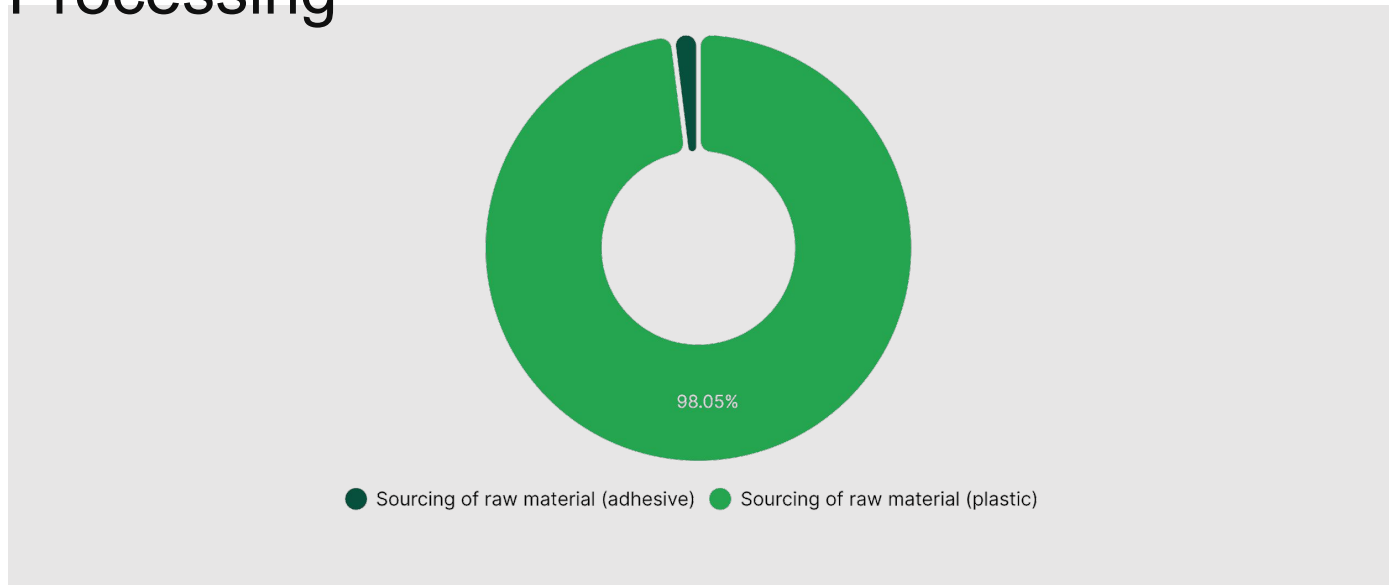
Climate Change



Step	Impact (g CO ₂ eq)	Percentage (%)
Raw Material Extraction and Processing	46.21	53.99 %
End-of-Life Treatment	20.29	23.71 %
Manufacturing	13.53	15.81 %
Transportation and Distribution	5.54	6.48 %
TOTAL	85.58	100.00 %

3.922.506 (sold in SE)

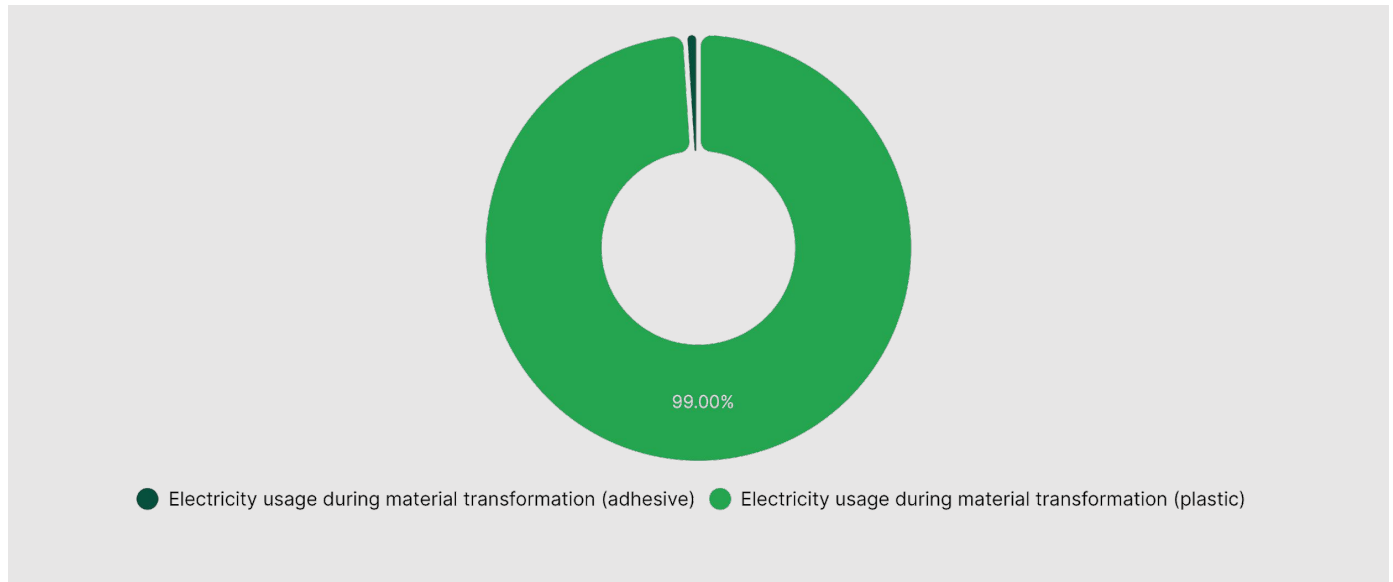
Climate Change - Raw Material Extraction and Processing



Activity	Emission Factor Num	Quantity	Impact (g CO ₂ eq)	Percentage (%)
Sourcing of raw material (plastic)	2	0.02	45.31	98.05 %
Sourcing of raw material (adhesive)	1	1.65 · 10 ⁻⁴	0.9	1.95 %
TOTAL			46.21	100.00 %

3.922.506 (sold in SE)

Climate Change - Manufacturing



Activity	Emission Factor Num	Quantity	Impact (g CO ₂ eq)	Percentage (%)
Electricity usage during material transformation (plastic)	3	0.03	13.4	99.00 %
Electricity usage during material transformation (adhesive)	3	3.06 · 10 ⁻⁴	0.14	1.00 %
TOTAL			13.53	100.00 %

3.922.506 (sold in SE)

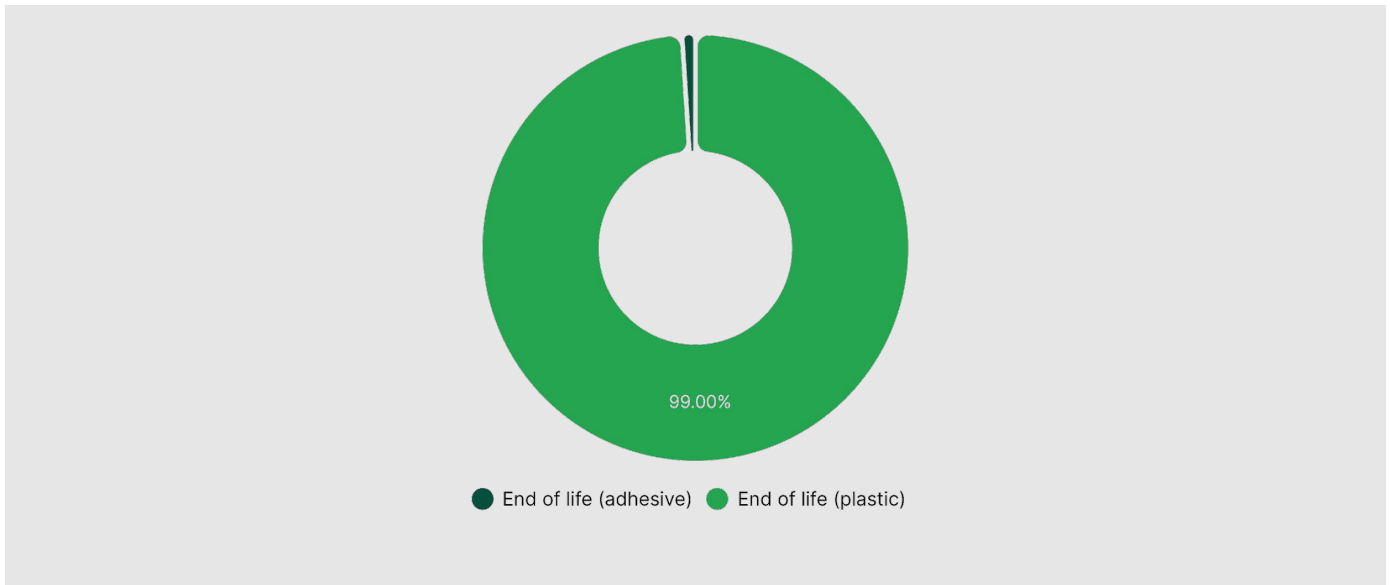
Climate Change - Transportation and Distribution



Activity	Emission Factor Num	Quantity	Impact (g CO ₂ eq)	Percentage (%)
Freight	4	0.02	5.54	100.00 %
TOTAL			5.54	100.00 %

3.922.506 (sold in SE)

Climate Change - End-of-Life Treatment



Activity	Emission Factor Num	Quantity	Impact (g CO ₂ eq)	Percentage (%)
End of life (plastic)	5	0.01	20.09	99.00 %
End of life (adhesive)	5	1.5 · 10 ⁻⁴	0.2	1.00 %
TOTAL			20.29	100.00 %

Contact us

Alexis Normand CEO

www.greenly.earth