


Carbon Footprint of the SliderMouse Pro

9.87
kg CO₂-eq

We at Contour Design are aware of sustainability by measuring our products' status quo. Conducting LCA reports creates transparency of the carbon footprint of our products throughout each phase of their life, from sourcing the raw materials to recycling them at the end of life.



① Sourcing & Production **83.4%**
8.32 kg CO₂-eq.



② Assembly **4.3%**
0.42 kg CO₂-eq.



③ Packaging **4.4%**
0.43 kg CO₂-eq.



④ Distribution **4.4%**
0.43 kg CO₂-eq.



⑤ Usage **<1%**
0.01 kg CO₂-eq.



⑥ Disposal **2.6%**
0.26 kg CO₂-eq.

TOTAL CARBON FOOTPRINT 100 %
9.87 kg CO₂-eq.



This LCA study is conducted in compliance with the reporting rules from ISO 14067:2018 and is reviewed by a third party according to ISO 14067-3, and ISO 14066 for competence requirements and GHG validation. The scope of the LCA study is equivalent to 2 years of use in Denmark (Copenhagen) reflecting the standard warranty period. The results of the LCA study, as other studies in the industry, will have a level of uncertainty as this report is created from collected Ecolvent datasets. Over time direct data from the supply-chain will be used to create more transparent results. For more information please contact sustainability@contourdesign.com




© 2024 Contour Design A/S. All rights reserved*
Contour Design LCA infographics

Carbon Footprint of the RollerMouse Pro

7.97
kg CO₂-eq

We at Contour Design are aware of sustainability by measuring our products' status quo. Conducting LCA reports creates transparency of the carbon footprint of our products throughout each phase of their life, from sourcing the raw materials to recycling them at the end of life.



	① Sourcing & Production	81.9%	6.53 kg CO ₂ -eq.
	② Assembly	5.2%	0.42 kg CO ₂ -eq.
	③ Packaging	4.7%	0.38 kg CO ₂ -eq.
	④ Distribution	4.8%	0.39 kg CO ₂ -eq.
	⑤ Usage	<1%	0.01 kg CO ₂ -eq.
	⑥ Disposal	3.0%	0.24 kg CO ₂ -eq.
TOTAL CARBON FOOTPRINT		100 %	7.97 kg CO₂-eq.

Contour

This LCA study is conducted in compliance with the reporting rules from ISO 14067:2018 and is reviewed by a third party according to ISO 14067-3, and ISO 14066 for competence requirements and GHG validation. The scope of the LCA study is equivalent to 2 years of use in Denmark (Copenhagen) reflecting the standard warranty period. The results of the LCA study, as other studies in the industry, will have a level of uncertainty as this report is created from collected Ecolvent datasets. Over time direct data from the supply-chain will be used to create more transparent results. For more information please contact sustainability@contourdesign.com



Reviewed by:
© 2024 Contour Design A/S. All rights reserved*
Contour Design LCA infographics







Carbon Footprint of the RollerMouse Red Plus


18.5

kg CO₂-eq

We at Contour Design are aware of sustainability by measuring our products' status quo. Conducting LCA reports creates transparency of the carbon footprint of our products throughout each phase of their life, from sourcing the raw materials to recycling them at the end of life.



	① Sourcing & Production	90.81%
		16.80 kg CO ₂ -eq.
	② Assembly	2.27%
		0.42 kg CO ₂ -eq.
	③ Packaging	2.49%
		0.46 kg CO ₂ -eq.
	④ Distribution	2.86%
		0.53 kg CO ₂ -eq.
	⑤ Usage	<1%
		0.01 kg CO ₂ -eq.
	⑥ Disposal	1.46%
		0.27 kg CO ₂ -eq.
TOTAL CARBON FOOTPRINT		100 %
		18.5 kg CO ₂ -eq.



Contour

This LCA study is conducted in compliance with the reporting rules from ISO 14067:2018 and is reviewed by a third party according to ISO 14067-3, and ISO 14066 for competence requirements and GHG validation. The scope of the LCA study is equivalent to 2 years of use in Denmark (Copenhagen) reflecting the standard warranty period. The results of the LCA study, as other studies in the industry, will have a level of uncertainty as this report is created from collected Ecolvent datasets. Over time direct data from the supply-chain will be used to create more transparent results. For more information please contact sustainability@contourdesign.com

Reviewed by:



© 2024 Contour Design A/S. All rights reserved*
Contour Design LCA infographics

Carbon Footprint of the Balance KeyBoard


5.69

kg CO₂-eq

We at Contour Design are aware of sustainability by measuring our products' status quo. Conducting LCA reports creates transparency of the carbon footprint of our products throughout each phase of their life, from sourcing the raw materials to recycling them at the end of life.



	① Sourcing & Production	72.7%
		4.14 kg CO ₂ -eq.
	② Assembly	7.3%
		0.42 kg CO ₂ -eq.
	③ Packaging	4.9%
		0.28 kg CO ₂ -eq.
	④ Distribution	5.6%
		0.32 kg CO ₂ -eq.
	⑤ Usage	6.6%
		0.37 kg CO ₂ -eq.
	⑥ Disposal	3.1%
		0.18 kg CO ₂ -eq.
TOTAL CARBON FOOTPRINT		100 %
		5.69 kg CO ₂ -eq.



Plastics
0.63 kg CO₂-eq.

Metals
111 kg CO₂-eq.

Electronics
240 kg CO₂-eq.

Contour

This LCA study is conducted in compliance with the reporting rules from ISO 14067:2018 and is reviewed by a third party according to ISO 14067-3, and ISO 14066 for competence requirements and GHG validation. The scope of the LCA study is equivalent to 2 years of use in Denmark (Copenhagen) reflecting the standard warranty period. The results of the LCA study, as other studies in the industry, will have a level of uncertainty as this report is created from collected Ecolvent datasets. Over time direct data from the supply-chain will be used to create more transparent results. For more information please contact sustainability@contourdesign.com

Reviewed by:



© 2024 Contour Design A/S. All rights reserved*
Contour Design LCA infographics