

# DATASHEET


## FFP MASKS

PROTECTION AGAINST DUST, MIST & FUMES




### AIR PLUS SERIES

#### FFP2 R D

 **3305** with Ventex®-valve

#### FFP3 R D

 **3405** with Ventex®-valve

#### CHARACTERISTICS



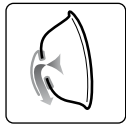
##### **ActivForm®**

Automatically fits to the face.  
No manual adjustments by the user are necessary.



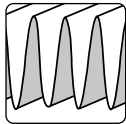
##### **DuraMesh®**

Masks have a strong and durable structure.



##### **Ventex®-valve**

Starts to open even at low exhalation pressure and significantly reduces moisture and heat inside the mask.



##### **AirWave® filter**

Long-life pleated filter for noticeably reduced breathing resistance.




##### **Full face seal**

3D face seal - like a rubber half mask - improves fit and provides optimum wearing comfort.



##### **R\* - Reusable**

The full face seal can be wiped clean and gives the option of using the mask for more than one shift.



##### **Adjustable Clip**

Easy on & off; Adjustable strap for optimal fit and wearer comfort.



##### **Dolomite clogging test**

Masks have passed the Dolomite clogging test. Better breathing resistance for longer.



##### **100% PVC-FREE**

All Moldex products and packaging are completely free from PVC.

\*R (reusable) = Reusable. Can be cleaned, disinfected and used for more than one shift

#### CERTIFICATION

The Moldex Air Plus FFP-masks meet the requirements of EN149:2001 + A1:2009. The products are CE-marked in accordance with the requirements of EU regulation (EU)2016/425. The IFA (0121) in St. Augustin (Germany) is responsible for type examination (Module B) and monitoring of production (Module D). The products are manufactured in an ISO 9001 certified plant.

#### MATERIALS

**Filter Layer, Inner Shell, DuraMesh®:** Polypropylene, Ethylene-vinyl acetate (EVA)

**Clip:** Polypropylene

**Full Face Seal:** TPE

**Head Strap:** Polyester, Lycra

**Ventex®-valve:** Natural Rubber

#### WEIGHT

**3305:** 42 g    **3405:** 42 g

#### AREAS OF USE

Level	WEL	Hazard type Examples
FFP2	12 x	HAZARDOUS FINE DUSTS, WATER AND OIL BASED MISTS/AEROSOLS, BIOLOGICAL AGENTS OF RISK GROUP 2 toxic dusts, aluminum oxide, bauxite, borax, brick dust, cement, gypsum, calcium oxide, concrete dust, granite, chromium, mould, wood dust (softwood), zinc oxide fume
FFP3	50 x	HARMFUL AND CARCINOGENIC DUSTS, WATER AND OIL BASED MISTS/ AEROSOLS, BIOLOGICAL AGENTS OF RISK GROUP 2 AND 3, CMR-SUBSTANCES As FFP2 but at higher concentrations, plus carcinogenic substances, ceramic fibres, brake dust, chromates, lead dust and fume, cobalt, nickel, wood dust (hardwood), micro organisms, radioactive and biochemical active aerosols, enzymes, viruses

(WEL = Workplace Exposure Limit)

# DATASHEET

## FFP MASKS

PROTECTION AGAINST DUST, MIST & FUMES



### TESTING ACCORDING TO EN 149:2001 + A1:2009

#### Total inward leakage

Ten test subjects perform a variety of exercises. During the exercises the amount of test aerosol that penetrates the filter, face seal and valve are sampled. The total inward leakage of 8 out of 10 test subjects shall not exceed the following levels:

Category	FFP2	FFP3
max. total inward leakage	8 %	2 %

The filter penetration after loading the filter with 120 mg paraffin oil according to DIN EN 149:2001 + A1:2009 shall not exceed the following levels:

Category	FFP2	FFP3
max. Filter penetration	6 %	1 %

#### Flammability

4 respirators are passed through a 800°C (+/- 50°C) flame with a speed of 6 cm/s. After passing through the flame the respirator has to self-extinguish.

#### Breathing Resistance

The breathing resistance produced by the filter of the respirator is tested at an airflow of 30 l/min and 95 l/min.

Category	max. breathing resistance according to EN 149	
	30 l / min	95 l / min
FFP2	0,7 mbar	2,4 mbar
FFP3	1,0 mbar	3,0 mbar

### INSTRUCTIONS FOR USE

- The user has to be trained and instructed in wearing the mask.
- FFP masks do not protect against gases and vapours.
- The oxygen concentration of the ambient atmosphere should be at 19,5 % Volume.
- These respirators may not be used if the concentration type, and properties of contaminants in the ambient atmosphere are unknown or at dangerous levels.
- Respirators should be disposed if damaged, if the breathing resistance becomes high due to clogging.
- Never tamper with, alter or modify the respirator.

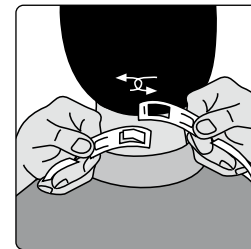
### INSTRUCTIONS FOR FITTING



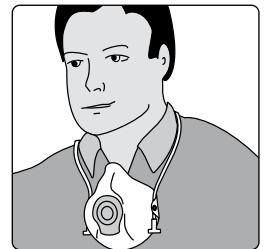
1.



4. Ensure respirator fits secure and comfortable. To fasten respirator pull strap at either side of the buckle.



2. Fasten the two buckles at the back of the neck.



5. Unbuckle to take off. During work breaks open the buckles and let the mask hang around the neck.



3. Place respirator on chin and lift upper strap to place on back of head.

### INFO

For help on selection and training please contact us. We offer a wide range of training packages and support material.

MOLDEX NORDIC  
Kapplöpningsgatan 14  
S-252 30 HELSINGBORG  
SWEDEN

Tel.: +46 (0) 42 - 495 38 40  
Fax: +46 (0) 42 - 32 67 82  
sales@se.moldex-europe.com  
www.moldex-europe.com